

P9 Challenge Endurance

Mugello Racing Weekend

1 Turno Prove Ufficiali

Provisional Classification

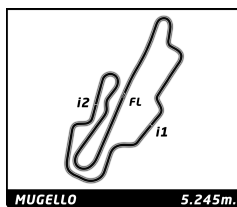
No Driver	Nat	Team	Car	Cl.	Time	Lap Total	Gap	Kph
1725 Marco FINK	DEU	TEAM Fink	BMW nova proto NP01	7	1:43.812	3 3	-	- 181.9
2604 Jurgen ALZEN	DEU	HR Spezialfedern GmbH & Co KG	BMW M4 GT3	6	1:50.191	3 3	+6.379	+6.379 171.4
3607 Jurgen BENDER	DEU	JB racing TEAM	CHEVROLET C7 GT3 Corvette	6	1:54.602	4 4	+10.790	+4.411 164.8
4510 Stephan JOCHER	DEU	Jocher Racing Team	BENTLY Continental GT3	5	1:55.448	6 6	+11.636	+0.846 163.6
5411 Manuel SUSSENGUTH	DEU	TEAM Sussenguth	PORSHÉ 991 GT3 CUP GEN II	4b	1:57.294	4 4	+13.482	+1.846 161.0
6204 Julian JANSEN	DEU	Spirit Race Team	AUDI R8 GT4	2b	1:59.588	4 5	+15.776	+2.294 157.9
7202 Marc WIEZORREK	DEU	Spirit Race Team	BMW M4 GT4 F82	2b	2:03.186	5 6	+19.374	+3.598 153.3

Fastest Lap:	Lap 3	Marco FINK	1:43.812	181.9 Kph
---------------------	-------	------------	-----------------	-----------

Published at:

Track Status: **DRY**

Direttore di Gara: CANU Antonio Lic. 52925	Il DS Cronometraggio INNOCENTI Chiara Lic. 523246
---	--



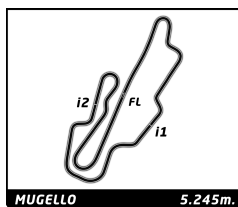
P9 Challenge Endurance

Mugello Racing Weekend

1 Turno Prove Ufficiali

Best Sector Times

Sector 1			Sector 2			Sector 3			Ideal Lap	Best Lap	
Pos	No Driver	Time	No Driver	Time	No Driver	Time	Pos	No Driver			
1	725 M.FINK	35.613	725 M.FINK	31.565	725 M.FINK	36.250	1	725 M.FINK	1:43.428	1:43.812	(1)
2	604 J.ALZEN	37.458	604 J.ALZEN	34.667	604 J.ALZEN	38.000	2	604 J.ALZEN	1:50.125	1:50.191	(2)
3	607 J.BENDER	38.626	607 J.BENDER	35.837	510 S.JOCHER	40.043	3	607 J.BENDER	1:54.602	1:54.602	(3)
4	510 S.JOCHER	39.351	510 S.JOCHER	36.054	607 J.BENDER	40.139	4	510 S.JOCHER	1:55.448	1:55.448	(4)
5	411 M.SUSSENGUTH	39.401	411 M.SUSSENGUTH	36.882	411 M.SUSSENGUTH	40.623	5	411 M.SUSSENGUTH	1:56.906	1:57.294	(5)
6	204 J.JANSEN	40.578	204 J.JANSEN	37.291	204 J.JANSEN	41.553	6	204 J.JANSEN	1:59.422	1:59.588	(6)
7	202 M.WIEZORREK	41.894	202 M.WIEZORREK	38.010	202 M.WIEZORREK	42.709	7	202 M.WIEZORREK	2:02.613	2:03.186	(7)



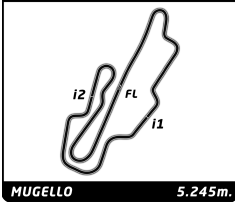
P9 Challenge Endurance

Mugello Racing Weekend

1 Turno Prove Ufficiali

Best Top Speed

No Driver	Team	Class	Top 1		Top 2		Top 3		Top 4		Top 5		Avg	
			Kph	Lap	Kph	Lap	Kph	Lap	Kph	Lap	Kph	Lap		
604	Jurgen ALZEN	HR Spezialfedern GmbH & Co KG	6	286.9	3	284.6	2	127.3	1				232,9	
607	Jurgen BENDER	JB racing TEAM	6	271.8	3	269.8	4	269.1	2	142.9	1		238,4	
725	Marco FINK	TEAM Fink	7	271.8	3	265.8	2	67.9	1				201,8	
510	Stephan JOCHER	Jocher Racing Team	5	271.1	5	271.1	6	270.4	4	267.8	3	267.1	2	269,5
411	Manuel SUSSENGUTH	TEAM Sussenguth	4b	266.5	4	265.2	3	252.8	2	65.5	1		212,5	
204	Julian JANSEN	Spirit Race Team	2b	249.9	5	249.4	3	248.8	2	248.8	4	127.5	1	224,9
202	Marc WIEZORREK	Spirit Race Team	2b	238.9	5	237.9	4	236.9	6	236.3	3	235.8	2	237,2



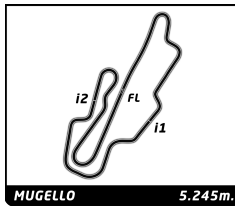
P9 Challenge Endurance

Mugello Racing Weekend

1 Turno Prove Ufficiali

Fastest Lap Sequence

Elapsed	No	Driver	Team	Car	Class	Time	Kph	Lap
4:30.743	725	Marco FINK	TEAM Fink	BMW nova proto NP01	7	1:47.262	176.0	2
6:14.555	725	Marco FINK	TEAM Fink	BMW nova proto NP01	7	1:43.812	181.9	3



P9 Challenge Endurance Mugello Racing Weekend 1 Turno Prove Ufficiali

Sector Analysis

— Invalidated Lap ■ Personal Best ■ Session Best B Crossing the pit lane

Lap	Time	Sector 1	Sector 2	Sector 3	Kph	Elapsed	Lap	Time	Sector 1	Sector 2	Sector 3	Kph	Elapsed
202 Marc WIEZORREK DEU Spirit Race Team BMW M4 GT4 F82													
1	3:02.152	1:35.206	42.298	44.648	103.7	3:02.152							
2	2:05.797	42.648	39.572	43.577	150.1	5:07.949							
3	2:04.092	42.843	38.490	42.759	152.2	7:12.041							
4	2:03.902	42.769	38.424	42.709	152.4	9:15.943							
5	2:03.186	41.894	38.161	43.131	153.3	11:19.129							
6	2:04.059	42.502	38.010	43.547	152.2	13:23.188							
204 Julian JANSEN DEU Spirit Race Team AUDI R8 GT4													
1	2:56.747	1:29.688	43.610	43.449	106.8	2:56.747							
2	2:00.508	41.534	37.421	41.553	156.7	4:57.255							
3	1:59.931	40.578	37.450	41.903	157.4	6:57.186							
4	1:59.588	40.631	37.291	41.666	157.9	8:56.774							
5	2:00.305	40.926	37.577	41.802	157.0	10:57.079							
411 Manuel SUSSENGUTH DEU TEAM Sussenguth PORSCHE 991 GT3 CUP GEN II													
1	3:13.768	1:24.584	57.430	51.754	97.4	3:13.768							
2	2:01.154	41.547	38.177	41.430	155.9	5:14.922							
3	1:58.135	40.086	37.426	40.623	159.8	7:13.057							
4	1:57.294	39.401	36.882	41.011	161.0	9:10.351							
510 Stephan JOCHER DEU Jocher Racing Team BENTLY Continental GT3													
1	2:47.711	1:21.703	42.407	43.601	112.6	2:47.711							
2	1:58.869	40.457	37.111	41.301	158.8	4:46.580							
3	1:57.066	39.925	36.424	40.717	161.3	6:43.646							
4	1:56.865	39.662	36.678	40.525	161.6	8:40.511							
5	1:55.891	39.492	36.178	40.221	162.9	10:36.402							
6	1:55.448	39.351	36.054	40.043	163.6	12:31.850							
604 Jurgen ALZEN DEU HR Spezialfedern GmbH & Co KG BMW M4 GT3													
1	4:20.507	3:03.103	37.673	39.731	72.5	4:20.507							
2	1:51.156	37.458	35.243	38.455	169.9	6:11.663							
3	1:50.191	37.524	34.667	38.000	171.4	8:01.854							
607 Jurgen BENDER DEU JB racing TEAM CHEVROLET C7 GT3 Corvette													
1	4:28.649	3:08.030	39.169	41.450	70.3	4:28.649							
2	1:56.956	39.383	36.809	40.764	161.4	6:25.605							
3	1:55.748	39.054	36.212	40.482	163.1	8:21.353							
4	1:54.602	38.626	35.837	40.139	164.8	10:15.955							
725 Marco FINK DEU TEAM Fink BMW nova proto NP01													
1	2:43.481	1:20.710	43.021	39.750	115.5	2:43.481							
2	1:47.262	37.184	33.159	36.919	176.0	4:30.743							
3	1:43.812	35.997	31.565	36.250	181.9	6:14.555							